

STANDARD TILE SPECIFICATIONS

SIZES

1000MM x 1000MM & 600MM x 600MM

THICKNESSES


¼" (6MM), ⅜" (8MM), ½" (10MM)




TRUELITE SPECIFICATIONS

REACTION TO FIRE	EN13501-1	CLASS BFL-S1
ELECTRICAL RESISTANCE	EN1815	<2kV
SLIP RESISTANCE	DIN51130	R9
ABRASION RESISTANCE	ISO4649	130MM ²
RESIDUAL INDENTATION	EN433	0.05MM
DIMENSIONAL STABILITY	EN434	+/- 0.3%
COLOUR FASTNESS	EN20 105-B02	>6
RESISTANCE TO CHEMICALS	EN423	GOOD
CASTOR CHAIR TEST	EN425	SUITABLE
IMPACT SOUND INSULATION	EN ISO 717-2	15dB


*NOTE: PHYSICAL PROPERTIES CAN VARY BY PRODUCT TYPE.
INFORMATION ABOVE APPLIES TO THIS PRODUCT ONLY.*



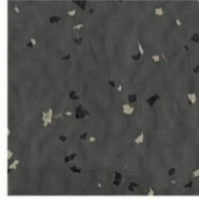
0401 Limestone



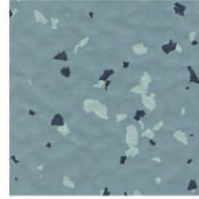
0402 Toffee Cream



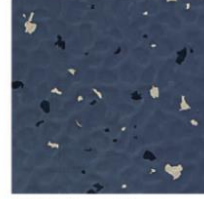
0403 Storm Grey




0404 Iron Grey



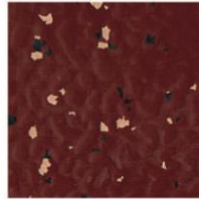
0405 Ocean Blue



0406 Aqua Blue



0407 Chartreuse



0408 Scarlet Red

* Additional colours
available for
custom orders